



STOCK MARKET INVESTOR PROFILE 2021

**CORPORATE PLANNING AND
RESEARCH DEPARTMENT**

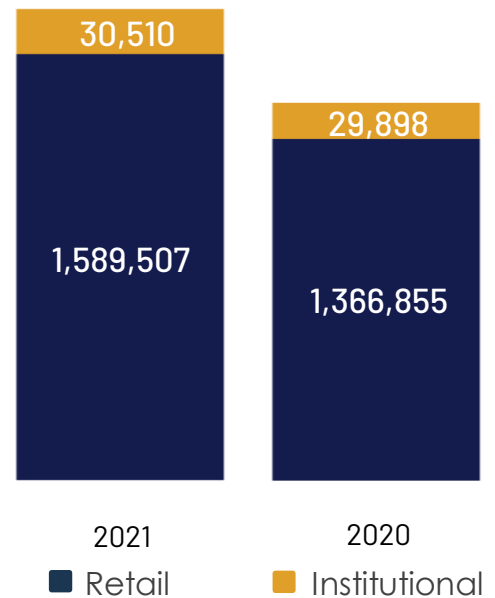
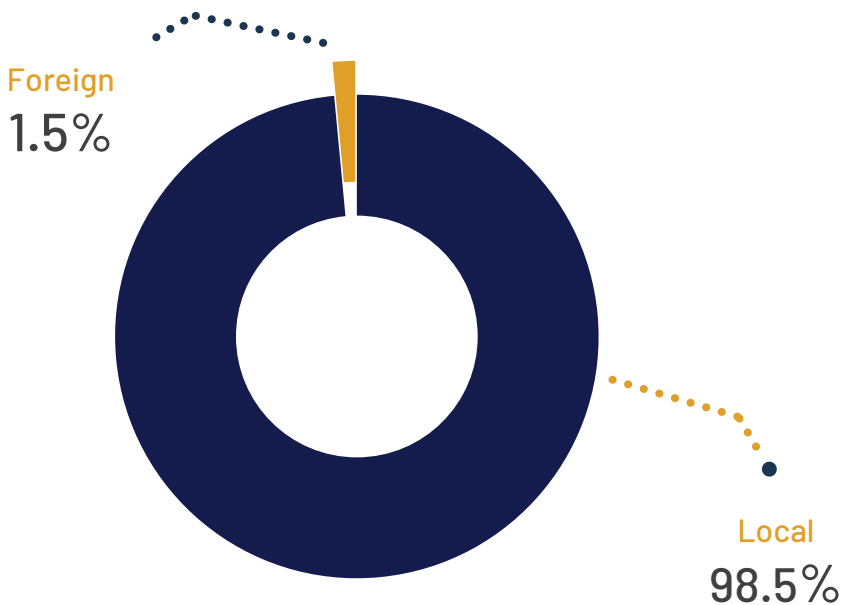
May 2022

TOTAL MARKET ACCOUNTS

Data for this report was gathered from information provided by 130 trading participants (TPs) in 2021.

1,620,017

total stock market accounts in 2021, a **16.0 percent increase** from 1,396,753 accounts in 2020.



Local accounts comprised **1,595,481** of total accounts while **24,536** were classified as foreign accounts.

In 2021, retail accounts cornered **98.1 percent** of total accounts for the year, while the remaining **1.9 percent** were classified as institutional accounts.

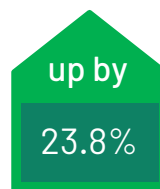
ONLINE ACCOUNTS

Thirty-three (33) TPs provided data on online accounts of investors in 2021.



1,159,034

total online accounts in 2021,
71.5 percent of total accounts



Retail investors remained as the key market for online accounts as they accounted for **99.9 percent** of total online accounts.

Of the total online accounts, **98.8 percent** were **local** while 1.2 percent were foreign.

PERCENTAGE OF ACTIVE ACCOUNTS



RETAIL INVESTOR PROFILE

The results in this section were derived from more detailed total and online surveys conducted by the Exchange. Information on gender was provided by 115 TPs; on age group by 111 TPs; on income by 111 TPs; on employment status by 90 TPs; on sector by 96 TPs; on location by 93 TPs; and on nationality by 96 TPs.

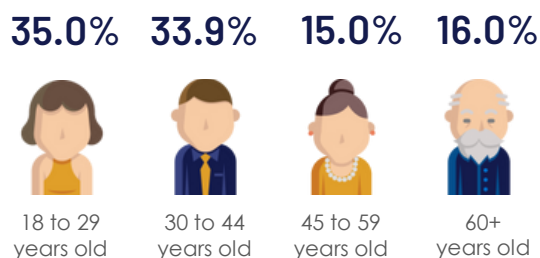
For online accounts, information on gender, age group, and annual income were gathered from 29 TPs. Meanwhile, 21 TPs provided data on location.

TOTAL

Male investors **slightly outnumbered** their **female** counterparts.



Majority of retail investors belonged to the **younger age groups**.



GENDER

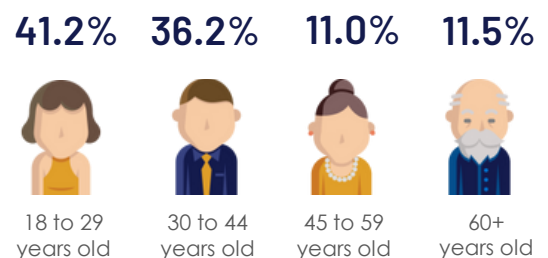
ONLINE

There were **more online accounts owned by women** than men.



AGE

Investors aged **18 to 29** are the **biggest patrons of online trading**.



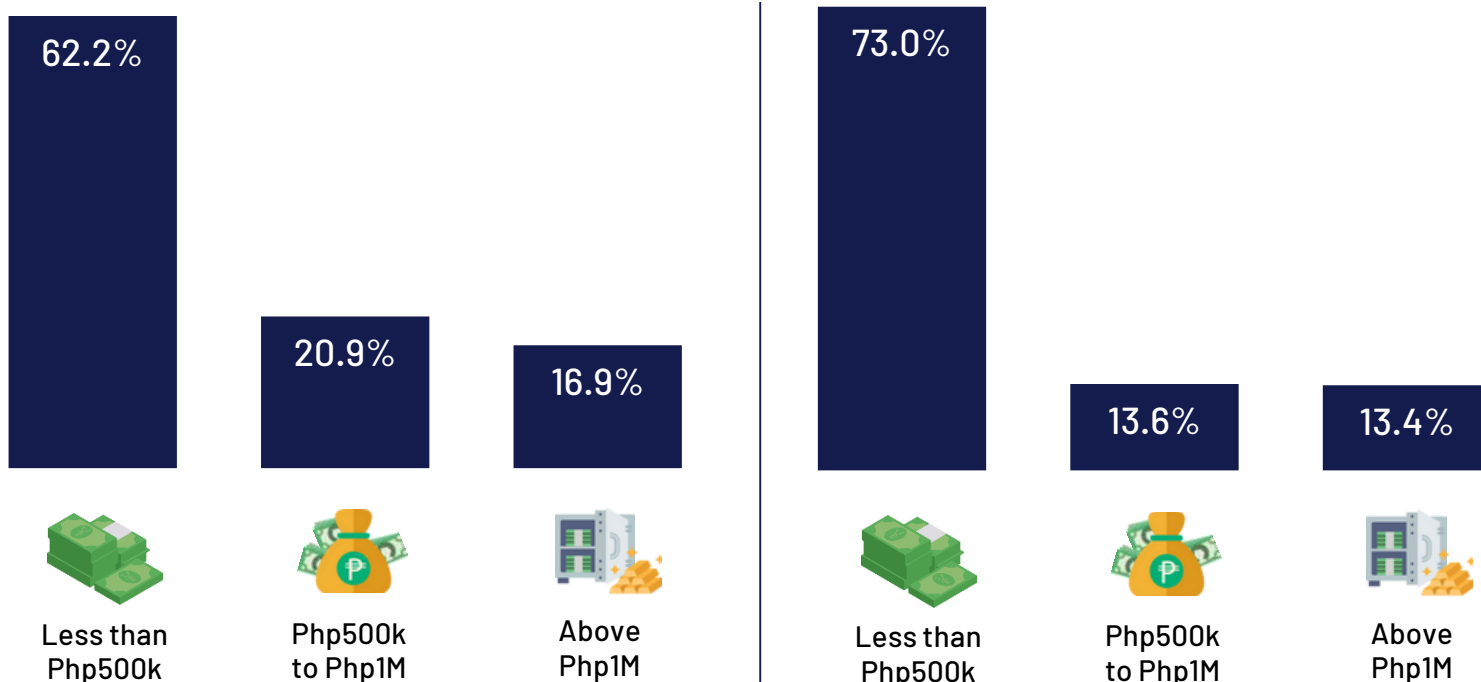
RETAIL INVESTOR PROFILE

TOTAL

ONLINE

INCOME

Majority of total retail and online retail investors earned less than Php500,000 per annum.



EMPLOYMENT STATUS

Our retail investor base remained to be predominantly locally employed



80.0%
LOCALLY EMPLOYED



5.7%
SELF-EMPLOYED



4.6%
RETIRED



0.8%
OFWs



7.9%
UNEMPLOYED

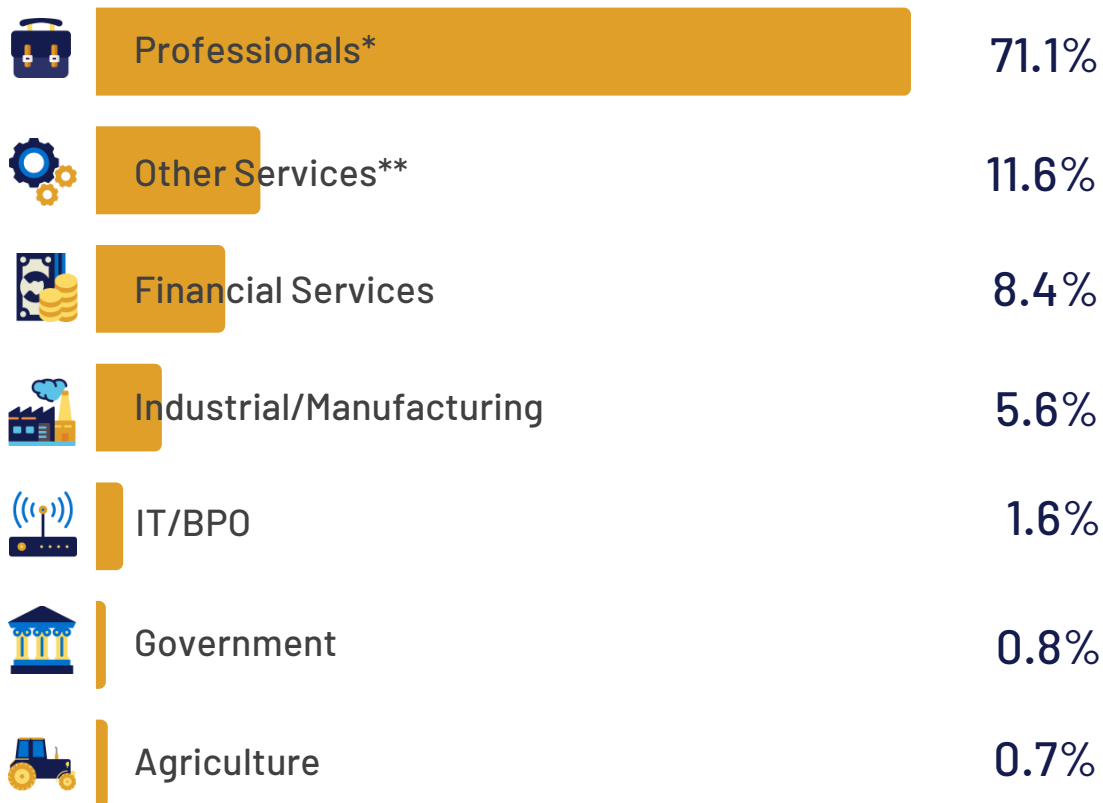


1.0%
STUDENT

RETAIL INVESTOR PROFILE

SECTOR

Professionals made up the majority of retail accounts. They were followed by Individuals rendering financial and other services, who constituted one fifth of retail accounts.



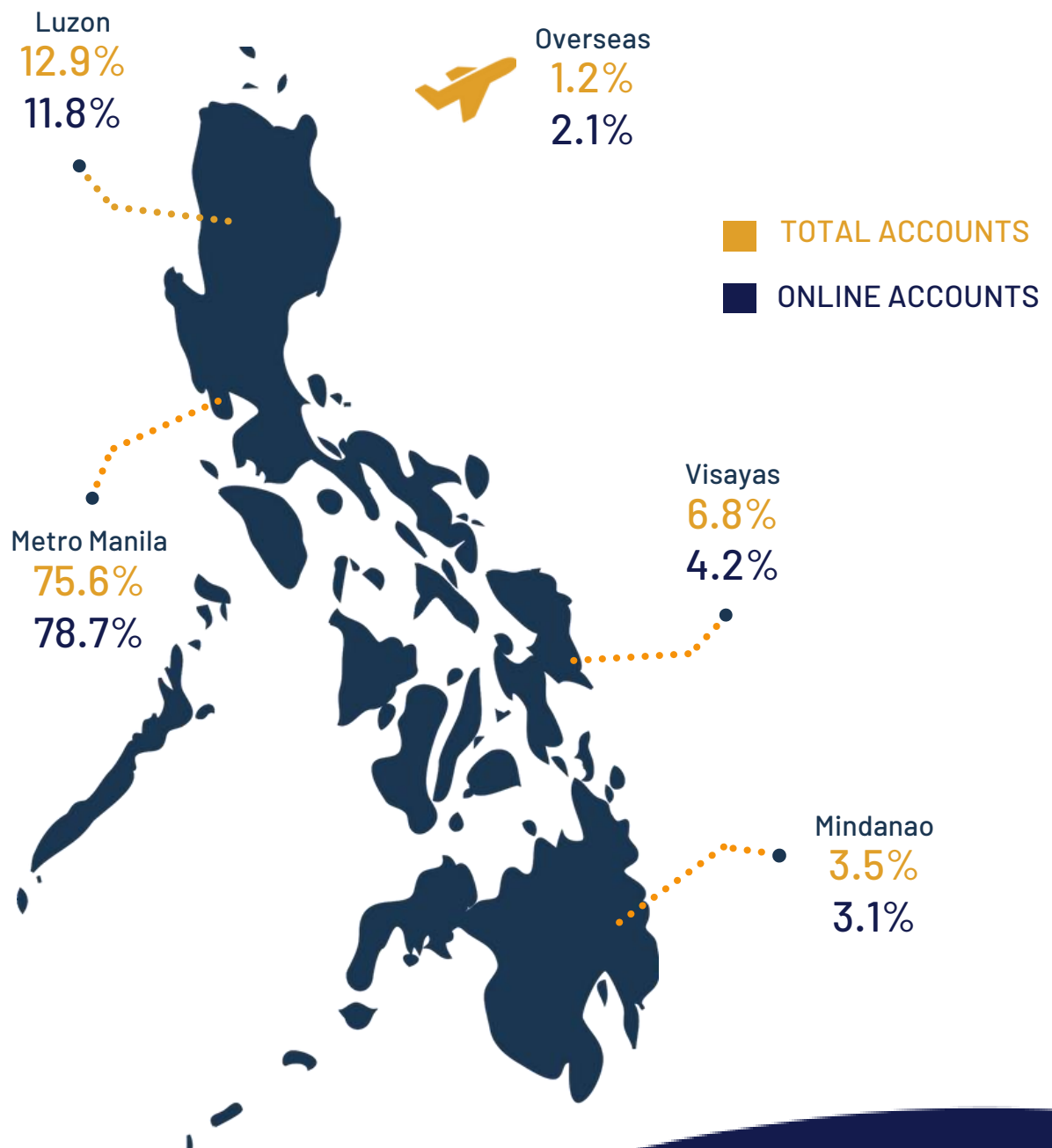
* Refers to individuals who work in the fields of administrative services, advertising, architecture, consultancy, engineering, legal services, medical services, marketing, real estate and other corporate-related jobs.

**Refers to individuals who work as crews, cooks, OFWs, messengers, sales people, cashiers, drivers, domestic helpers, and other labor-intensive jobs.

RETAIL INVESTOR PROFILE

LOCATION

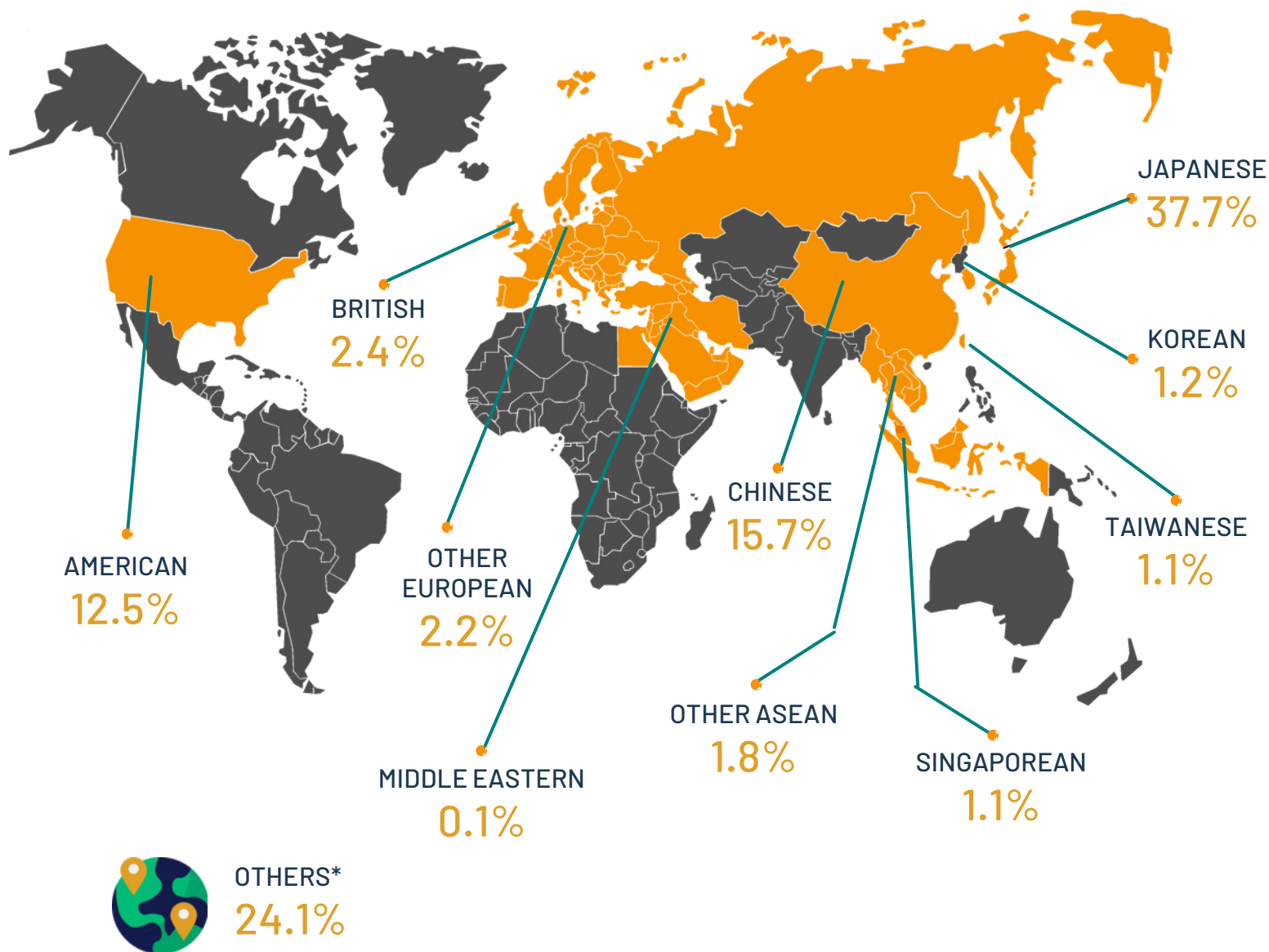
Total retail and online retail investors remained concentrated in Metro Manila.



RETAIL INVESTOR PROFILE

NATIONALITY

There was a significant presence of Japanese, Chinese, and American investors in the stock market.



*Refers to Australian, Indian, and Canadian citizens, among others

Disclaimer:

The data contained in this file is collated by the Corporate Planning & Research Department of the Philippine Stock Exchange. No part of this report may be reproduced in any form by any means without the consent of the Exchange. The PSE does not make any representations or warranties on matters as such as, but not limited to, the accuracy, timeliness, completeness, correctness, non-infringement, merchantability or fitness for any particular purpose of the information and data herein contained. The PSE assumes no liability and responsibility for any loss or damage suffered as a consequence of any errors or omissions in this file, or any decision made or action taken in reliance upon information contained herein. The information contained herein is for information purposes only, does not constitute investment advice, and is not intended to influence investment decisions. Advice from a securities professional is strongly recommended.

© The Philippine Stock Exchange, Inc. All rights reserved.